

Filtering/Line Conditioning

Islatrol[®] IC+/LRIC+ Series

Active Tracking Filter[®]



Series connected high-frequency noise filter with transient protection. Offers the flexibility of either receptacle/line cord connection or hard-wired connection to critical loads (up to 30 Amperes). Applications include industrial or office equipment, computers placed in harsh environments.

Features

- Typically reduces normal mode transients to +/-2 volts
- Surge current capacity - 45,000 Amps
- Transient protection in all modes: line to neutral, line to ground, and neutral to ground
- LED power indication
- UL 1283, CSA recognized
- 10 year warranty

MCOV	
120 Volt	150 VRMS
240 Volt	275 VRMS
Line Frequency	47 - 63 Hz
Response Time	
Normal Mode	< 0.5 ns
Common Mode	< 5 ns
Operating Temperature	
-40°C to +45°C at Full Load	
Derate Linearly to 60% at +70°C	
Operating Humidity	0% to 95%
Peak Surge Current Capability (8 x 20 μs)	
Line to Neutral	15,000 Amps
Line to Ground	15,000 Amps
Neutral to Ground	15,000 Amps
Load Surge Current Rating	
10 mSec	5 x Nominal
1 sec	3 x Nominal
10 sec	2 x Nominal
Packaging	
• High Impact Plastic Case	
• Vacuum Impregnated Magnetics	
• Epoxy Encapsulated	
Frequency Response (Forward-Reverse)	
Normal Mode	100 kHz to 50 MHz - 90 dB Min
Common Mode	5 MHz to 50 MHz - 60 dB Min

Typical Category A Ringwave (6 kV, 200 A, 100 kHz)

Model	Normal	Common
IC+102 / LRIC+102	1.0 / 0.9	302 / 287
IC+105 / LRIC+105	0.7 / 0.8	292 / 307
IC+107 / LRIC+107	0.7 / 0.7	302 / 293
IC+115 / LRIC+115	0.7 / 0.7	304 / 306
IC+130 / IC+202	0.5 / 1.1	306 / 536
IC+205 / IC+207	1.5 / 0.8	628 / 616
IC+215 / IC+230	0.6 / 0.9	572 / 566

Typical Category B Ringwave (6 kV, 500 A, 100 kHz)

Model	Normal	Common
IC+102 / LRIC+102	178 / 188	302 / 285
IC+105 / LRIC+105	162 / 191	291 / 300
IC+107 / LRIC+107	173 / 190	300 / 298
IC+115 / LRIC+115	153 / 149	307 / 309
IC+130 / IC+202	241 / 302	299 / 532
IC+205 / IC+207	378 / 336	594 / 596
IC+215 / IC+230	272 / 342	548 / 578

Note: All measurements in volts. IEEE test results with no AC applied. Normal mode—L1-N or L1-L2; Common mode—L-G, N-G or L1-G, L2-G.

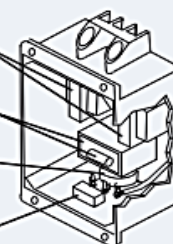
System Design

Series Blocking Inductors
voltage blocking current smoothing inductors

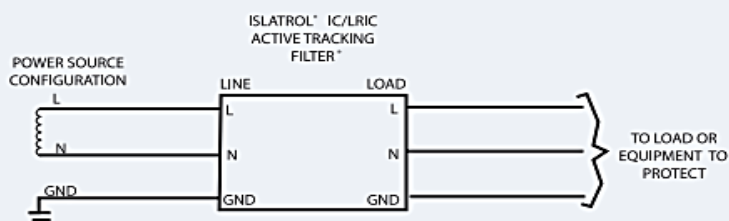
Shunt Absorbing Components
sine wave tracking circuitry

MOV Transient Protection
high-energy transient protection line to neutral, line to ground, neutral to ground

Pulse Capacitor
high-frequency noise absorption



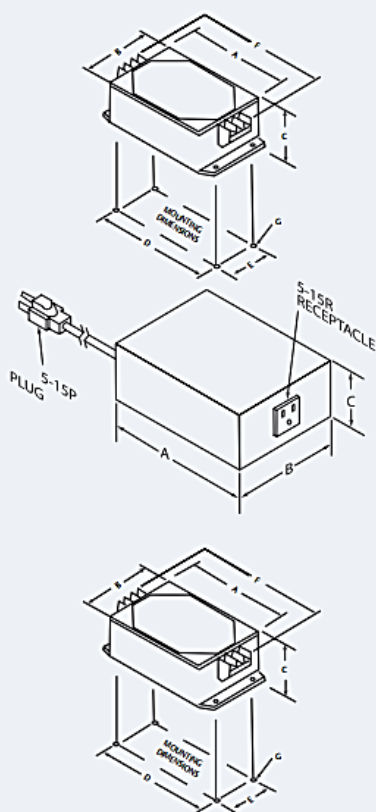
Connection Diagram



CERTIFICATE 9001:2015



Dimensional Diagram



Ordering Information

120 VAC Models with barrier strip at input and output/with wire leads at input and output (WL)

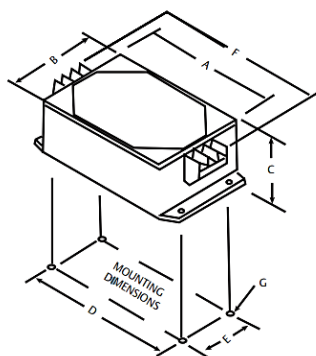
Model	Rated Output (Amps)	Case Dimensions (In) A x B x C	Mounting Flange Dimensions (In) D x E x F x G	Screw Size	Weight (lbs)
IC+102 / IC+102WL	2.5	4 x 2.88 x 1.81	4.38 x 2.12 x 5.31 x 0.19	#6	1.0
IC+105 / IC+105WL	5.0	4 x 2.88 x 1.81	4.38 x 2.12 x 5.31 x 0.19	#6	1.3
IC+107 / IC+107WL	7.5	4.75 x 4.75 x 2.35	5.25 x 3.50 x 6.25 x 0.19	#6	2.0
IC+115 / IC+115WL	15	6.25 x 4.75 x 2.35	6.75 x 3.50 x 7.75 x 0.19	#8	3.5
IC+130 / IC+130WL	30	7.75 x 4.75 x 2.35	8.25 x 3.50 x 9.00 x 0.19	#8	6.0

120 VAC Models with 5 foot line cord and single NEMA 5-15 receptacle

Model	Rated Output (Amps)	Case Dimensions (In) A x B x C	Mounting Flange Dimensions (In) D x E x F x G	Screw Size	Weight (lbs)
LRIC+102	2.5	4.5 x 3.0 x 1.88	N/A	N/A	1.3
LRIC+105	5.0	4.5 x 4.5 x 2.38	N/A	N/A	2.0
LRIC+107	7.5	6.0 x 4.5 x 2.38	N/A	N/A	2.3
LRIC+115	15	7.5 x 4.5 x 2.38	N/A	N/A	4.0

240 VAC Models with barrier strip at input and output/with wire leads at input and output (WL)

Model	Rated Output (Amps)	Case Dimensions (In) A x B x C	Mounting Flange Dimensions (In) D x E x F x G	Screw Size	Weight (lbs)
IC+202 / IC+202WL	2.5	4 x 2.88 x 1.81	4.38 x 2.12 x 5.31 x 0.19	#6	1.3
IC+205 / IC+205WL	5.0	4.75 x 4.75 x 2.35	5.25 x 3.50 x 6.25 x 0.19	#6	2.0
IC+207 / IC+207WL	7.5	6.25 x 4.75 x 2.35	6.75 x 3.50 x 7.75 x 0.19	#8	3.3
IC+215 / IC+215WL	15	7.75 x 4.75 x 2.35	8.25 x 3.50 x 9.00 x 0.19	#8	5.8
IC+230 / IC+230WL	30	7.75 x 4.75 x 2.35	8.25 x 3.50 x 9.00 x 0.19	#8	6.0



Islatrol® E Series

Active Tracking Filter® for DC Voltages

Provides continuous sine wave Active Tracking® filtration, normal mode (line to line or line to neutral) for protection from spikes, transients, and noise on AC power line. Available in either hardwired, printed circuit board mount, wire lead mount or single receptacle/line cord configurations, single phase or three phase, 50/60 Hz.

Ordering Information

35 VDC, printed circuit board mount or with wire leads at input and output
(Add "WL" suffix in place of "PC" suffix.)

Model Number	Amperes	Weight (lbs)
E-025PC	0.25	1
E-05PC	0.50	1
E-1PC	1.00	1

100 VDC with barrier strips at input and output

Model Number	Amperes	Weight (lbs)
E-1 (only 35 VDC)	1.0	3
E-2	2.5	3
E-5	5.0	3
E-7	7.5	3
E-15	15.0	9
E-30	30.0	9
E-50	50.0	10
E-100	100.0	15

Islatrol® Active Tracking Filters® carry a 10 year warranty